

CARMIGNAC PORTFOLIO MERGER ARBITRAGE PLUS A EUR ACC

LUXEMBOURG SICAV SUB-FUND

Recommended
minimum investment
horizon:

3 YEARS



LU2585801256

Monthly Factsheet - 31/01/2025

INVESTMENT OBJECTIVE

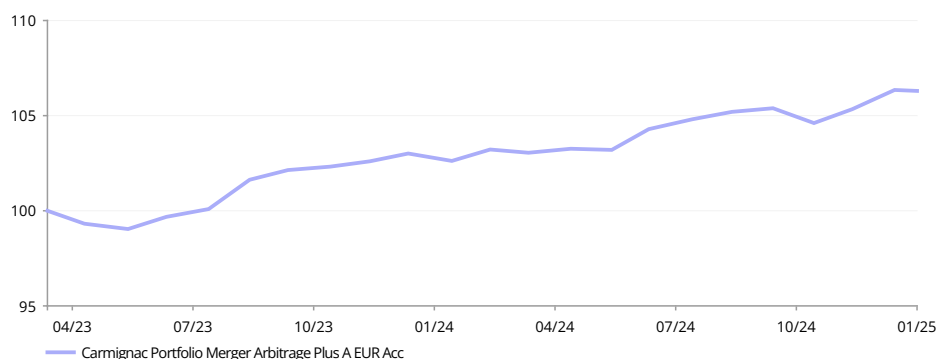
Carmignac Portfolio Merger Arbitrage Plus is a UCITS fund, following an alternative investment strategy that seeks to benefit from the price discontinuities ("arbitrage") of the shares related to merger and acquisition transactions. The Fund invests in officially announced M&A deals in the developed markets. The Fund seeks to achieve a positive absolute return over a 3-year investment horizon through capital growth.

Fund management analysis can be found on P.3

PERFORMANCE

Past performance is not necessarily indicative of future performance. Performances are net of fees (excluding possible entrance fees charged by the distributor).

FUND PERFORMANCE SINCE LAUNCH (Basis 100 - Net of fees)



CUMULATIVE AND ANNUALIZED PERFORMANCE (as of 31/01/2025 - Net of fees)

	Cumulative Performance (%)			Annualised Performance (%)	
	Since 31/12/2024	1 Month	1 Year	Since 14/04/2023	Since 14/04/2023
A EUR Acc	0.32	0.32	3.60	6.30	3.45

MONTHLY PERFORMANCE (%) (Net of fees)

	Jan	Feb	Mar	Apr	May	Jun	Jul	Aug	Sep	Oct	Nov	Dec	Year
2025	0.32	—	—	—	—	—	—	—	—	—	—	—	0.32
2024	-0.16	-0.07	1.03	-0.43	-0.02	0.58	1.02	0.36	0.06	-0.57	0.18	1.09	3.10
2023	—	—	—	-0.22	-0.80	0.32	0.39	1.49	0.58	0.37	0.47	0.14	2.77

VAR

Fund VaR 8.2%

PERFORMANCE CONTRIBUTION

Bond Portfolio	0.0%
Equity Derivatives	-0.2%
Currency Derivatives	0.3%
Cash and Others	-0.0%
Total	0.0%

Gross monthly performance

F. Cretin-
Fumeron

S. Dieudonné

KEY FIGURES

Merger Arbitrage Exposure ⁽¹⁾	119.8%
Number of Strategies	46
Cash and Others	25.9%
Net Equity Exposure	94.2%

FUND

SFDR Fund Classification: Article 8
Domicile: Luxembourg
Fund Type: UCITS
Legal Form: SICAV
SICAV Name: Carmignac Portfolio
Fiscal Year End: 31/12
Subscription/Redemption: Daily
Order Placement Cut-Off Time: Before 13:30 (CET/CEST)
Fund Inception Date: 14/04/2023
Fund AUM: 148M€ / 154M\$⁽²⁾
Fund Currency: EUR

SHARE

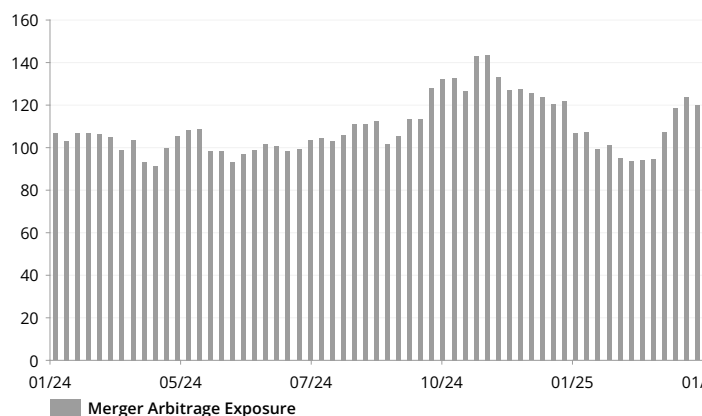
Dividend Policy: Accumulation
Date of 1st NAV: 14/04/2023
Base Currency: EUR
Share class AUM: 74880€
NAV (share): 106.30€
Morningstar Category™: Alt - Event Driven

FUND MANAGER(S)

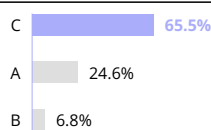
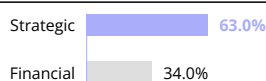
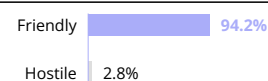
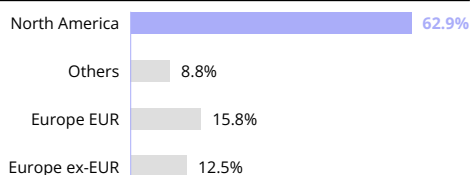
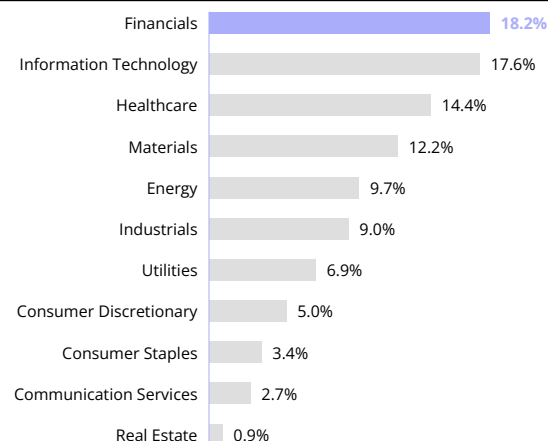
Fabienne Cretin-Fumeron since 14/04/2023
 Stéphane Dieudonné since 14/04/2023

OTHER ESG CHARACTERISTICS

Minimum % Taxonomy Alignment 0%
 Minimum % Sustainable Investments 0%
 Principal Adverse Impact Indicators Yes

CARMIGNAC PORTFOLIO MERGER ARBITRAGE PLUS A EUR ACC**MERGER ARBITRAGE EXPOSURE (%) ⁽¹⁾****TOP TEN - MERGER ARBITRAGE**

Name	Country	Sector / Rating	%
NEOEN SA	France	Utilities	8.3%
HESS CORP	USA	Energy	7.3%
ENSTAR GROUP LTD	USA	Financials	5.3%
HASHICORP INC	USA	Information Technology	5.2%
PACTIV EVERGREEN INC	USA	Materials	4.6%
CHAMPIONX CORP	USA	Energy	4.3%
AVID BIOSERVICES INC	USA	Healthcare	4.1%
KELLANOVA	USA	Consumer Staples	4.1%
NEXUS AG	Germany	Healthcare	4.0%
SHINKO ELECTRIC INDUSTRIES CO LTD	Japan	Information Technology	4.0%
Total			51.3%

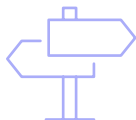
MERGER ARBITRAGE RISK LEVEL**MERGER ARBITRAGE TYPE****MERGER ARBITRAGE NATURE****LONG GEOGRAPHICAL EXPOSURE****LONG SECTORIAL EXPOSURE****MAIN MERGERS & ACQUISITIONS OVER THE MONTH**

Target	Buyer	Sector	Size (M€)	Country
INTRA-CELLULAR THERAPIES INC	JOHNSON & JOHNSON	Healthcare	13658	USA
MEDIOBANCA BANCA DI CREDITO FINANZIARIO SPA	BANCA MONTE DEI PASCHI DI SIENA SPA	Financials	13224	Italy
BEACON ROOFING SUPPLY INC	QXO INC	Industrials	11056	USA
ASPEN TECHNOLOGY INC	EMERSON ELECTRIC CO	Information Technology	7023	USA
H&E EQUIPMENT SERVICES INC	UNITED RENTALS INC	Industrials	4994	USA

(1) Sum of all the long equity exposures from the portfolio, the short book is excluded.

MARKETING COMMUNICATIONPlease refer to the KID/prospectus of the fund before making any final investment decisions. For more information please visit www.carmignac.fr

FUND MANAGEMENT ANALYSIS



MARKET ENVIRONMENT

- January was a month of contrasts for Merger arb performance, with an excellent start to the month driven by a general tightening of merger arb spreads. This movement reflects the optimism of all players with the arrival of the Trump administration, which should be more favorable to M&A activity. This sentiment is also present in Europe, where Marcus Bokkerink, Chairman of the UK's Competition and Markets Authority (CMA), has been dismissed by the British government, which would like to see a new chairman more favorable to growth and business.
- The end of January saw the US Department of Justice (DOJ) file a lawsuit to block Hewlett Packard Enterprise's \$14 billion acquisition of Juniper Networks. The DOJ argued that the merger would reduce competition in the enterprise wireless equipment market, consolidating the sector from three major players (HPE, Juniper and Cisco Systems) to just two. This decision took the market by surprise, and led to a return of uncertainty for more complex deals such as Surmodics.
- The HFRX Merger Arbitrage index gained +1.35% over the month.
- Measured by the number of transactions, M&A activity was down slightly, with 18 deals announced worldwide. This slight downturn was due in particular to announcements in the United States, which slowed down pending the Trump administration's first measures.
- Three deals worth over \$10 billion were announced: Johnson & Johnson announced the acquisition of Intra-Cellular Therapies, Inc. for a total of around \$14.6 billion to strengthen its position in neuroscience, the Italian banking sector continues to be active with the announcement of the hostile takeover of Mediobanca by Banca Monte Dei Paschi di Siena for 13 billion euros, and finally the launch of a hostile bid by QXO for specialist building products distributor Beacon Roofing Supply (\$11 billion).



PERFORMANCE COMMENTARY

- The fund posted a positive performance over the month.
- Main positive contributors to performance were: DS Smith, Shinko, Banco Sabadell and Hess.
- Main negative contributors to performance were: Juniper and Surmodics.



OUTLOOK AND INVESTMENT STRATEGY

- The fund's investment rate is 120%, up on the previous month.
- With 46 portfolio positions, diversification remains satisfactory
- 2024 was a very complicated year for Merger Arbitrage: strong antitrust pressure, particularly in the US, with some deals blocked (Capri, Albertsons) and others under increased scrutiny (Hess, Pioneer Natural Resources, Catalent or Juniper), recovery in M&A activity not as strong as expected due to this increased scrutiny from the competition authorities, highly volatile deals (DS Smith, United States Steel, China Traditional Chinese Medicine) which led to the unwinding and closure of several Merger Arbitrage portfolios within the largest investment platforms.
- Outlook for 2025 is much brighter, thanks to a more favorable antitrust environment for M&A activity worldwide: change of administration in the US following Trump's election, publication of the Draghi report in Europe recommending the emergence of national champions to face global competition, regulator in the UK pushed by the political class to prioritize economic activity, Japanese market continuing to open up to foreign capital. Lower interest rates should also drive M&A activity in the quarters ahead.

MARKETING COMMUNICATION

Please refer to the KID/prospectus of the fund before making any final investment decisions. For more information please visit www.carmignac.fr

PORTFOLIO ESG SUMMARY

This financial product is classified Article 8 of the Sustainable Finance Disclosure Regulation ("SFDR"). The binding elements of the investment strategy used to select the investments to attain each of the environmental or social characteristics promoted by this financial product are :

- ESG analysis applied to at least 90% of the equity holding in the Long portfolio;
- The Sub-Fund's equity portfolio universe is actively reduced.

PORTFOLIO ESG COVERAGE

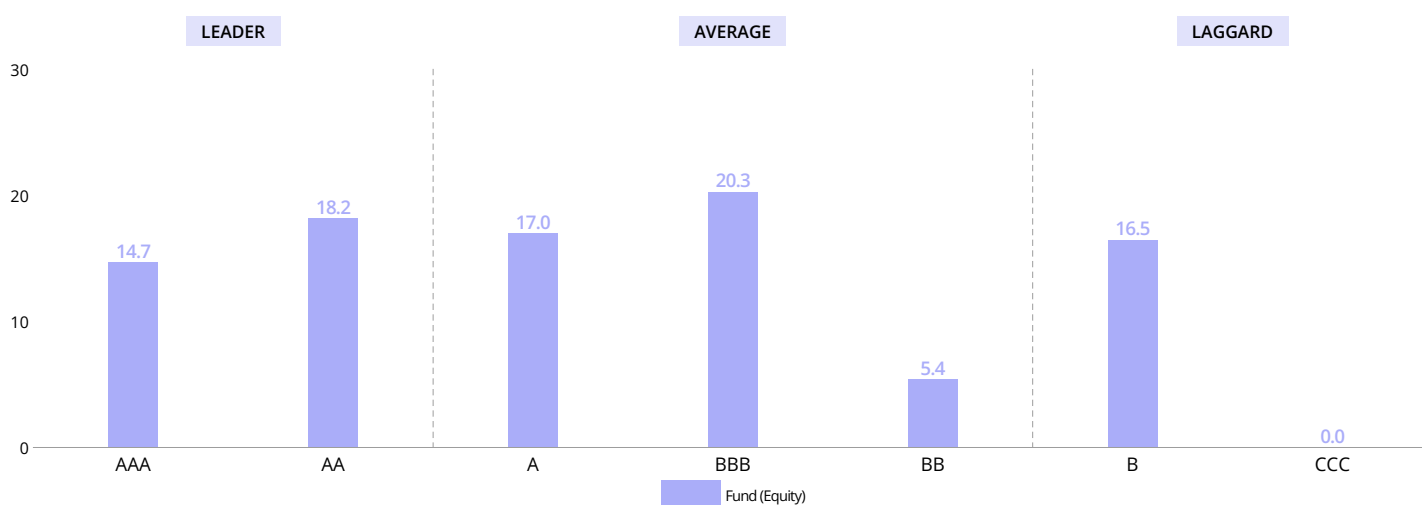
Number of issuers in the portfolio	37
Number of issuers rated	37
Coverage Rate	100.0%

Source: Carmignac

ESG SCORE

Carmignac Portfolio Merger Arbitrage Plus A EUR Acc	A
Source: MSCI ESG	

MSCI ESG SCORE PORTFOLIO



Source: MSCI ESG Score. ESG Leaders represent companies rated AAA and AA by MSCI. ESG Average represent companies rated A, BBB, and BB by MSCI. ESG Laggards represent companies rated B and CCC by MSCI. Portfolio ESG Coverage: 93.8%

TOP 5 ESG RATED PORTFOLIO HOLDINGS

Company	Weight	ESG Rating
SUMITOMO MITSUI BANKING CORP	4.0%	AAA
SUMMIT MATERIALS INC	1.0%	AAA
CA CONSUMER FINANCE SA	4.0%	AA
DISCOVER FINANCIAL SERVICES	3.4%	AA
JUNIPER NETWORKS INC	1.8%	AA

Source: MSCI ESG

GLOSSARY

Active Management: An investment management approach where a manager aims to beat the market through research, analysis and their own judgement.

Investment/net exposure rate: The investment rate constitutes the volume of assets invested expressed as a percentage of the portfolio. Adding the impact of the derivatives to this investment rate results in the net exposure rate, which corresponds to the real percentage of asset exposure to a certain risk. Derivatives can be used to increase the underlying asset's exposure (stimulation) or reduce it (hedging).

Merger Arbitrage Exposure: The Merger Arbitrage Exposure level refers to the equity long book of the portfolio, the short book used as coverage is excluded from this calculation.

Merger Arbitrage Risk: The risk level of each deal from the equity long book of the portfolio is assessed to determine the risk of deal failure. Ratings are based on our in-house methodology and rated between A and C, where A is the least risky and C is the highest risk.

Net asset value: Price of all units (in an FCP) or shares (in a SICAV).

SICAV: Société d'Investissement à Capital Variable (Open-ended investment company with variable capital)

ESG DEFINITIONS & METHODOLOGY

ESG: E for Environment, S for Social, G for Governance

ESG score Calculation: Only the Equity and Corporate Bond holdings of the fund considered. Overall Fund Rating calculated using MSCI Fund ESG Quality Score methodology: excluding cash and non ESG-rated holdings, performing a weighted average of the normalized weights of the holdings and the Industry-Adjusted Score of the holdings, multiplied by (1+Adjustment%) which consists of the weight of positively trending ESG ratings minus the weight of ESG Laggards minus the weight of negatively trending ESG ratings. For a detailed explanation see "MSCI ESG Fund Ratings Methodology", Section 2.3. Updated June 2023. <https://www.msci.com/documents/1296102/34424357/MSCI+ESG+Fund+Ratings+Methodology.pdf>

Principal Adverse Impacts (PAI): Negative, material, or potentially material effects on sustainability factors that result from, worsen, or are directly related to investment choices or advice performed by a legal entity. Examples include GHG emissions and carbon footprint.

Sustainable Investments: The SFDR defines sustainable investment as an investment in an economic activity that contributes to an environmental or social objective, provided that the investment does not significantly harm any environmental or social objective and that the investee companies follow good governance practices.

Taxonomy Alignment: In the context of an individual company, taxonomy alignment is defined as the proportion of a company's revenue that comes from activities that meet certain environmental criteria. In the context of an individual fund or portfolio, alignment is defined as the portfolio-weight weighted average taxonomy alignment of included companies. For more information, please follow this link: https://ec.europa.eu/info/sites/default/files/business_economy_euro/banking_and_finance/documents/sustainable-finance-taxonomy-faq_en.pdf

CHARACTERISTICS

Share Class	Date of 1st NAV	Bloomberg	ISIN	Management Fee	Entry costs ⁽¹⁾	Exit costs ⁽²⁾	Management fees and other administrative or operating costs ⁽³⁾	Transaction costs ⁽⁴⁾	Performance fees ⁽⁵⁾	Minimum Initial Subscription ⁽⁶⁾
F EUR Acc	14/04/2023	CARMERF LX	LU2585801173	Max. 1%	—	—	1.25%	0.45%	20%	—
A EUR Acc	14/04/2023	CARARBA LX	LU2585801256	Max. 1.5%	Max. 1%	—	1.8%	0.45%	20%	—
I EUR Acc	14/04/2023	CRPTFIE LX	LU2585801330	Max. 1%	—	—	1.11%	0.45%	20%	EUR 10000000

(1) of the amount you pay in when entering this investment. This is the most you will be charged. Carmignac Gestion doesn't charge any entry fee. The person selling you the product will inform you of the actual charge.

(2) We do not charge an exit fee for this product.

(3) of the value of your investment per year. This estimate is based on actual costs over the past year.

(4) of the value of your investment per year. This is an estimate of the costs incurred when we buy and sell the investments underlying the product. The actual amount varies depending on the quantity we buy and sell.

(5) when the share class overperforms the Reference indicator during the performance period. It will be payable also in case the share class has overperformed the reference indicator but had a negative performance. Underperformance is clawed back for 5 years. The actual amount will vary depending on how well your investment performs. The aggregated cost estimation above includes the average over the last 5 years, or since the product creation if it is less than 5 years.

(6) Please refer to the prospectus for the minimum subsequent subscription amounts. The prospectus is available on the website: www.carmignac.com.

MAIN RISKS OF THE FUND

EQUITY: The Fund may be affected by stock price variations, the scale of which is dependent on external factors, stock trading volumes or market capitalization.

ARBITRAGE RISK: Arbitrage seeks to benefit from such price differences (e.g. in markets, sectors, securities, currencies). If arbitrage performs unfavorably, an investment may lose its value and generate a loss for the Sub-Fund. **RISK ASSOCIATED WITH THE LONG/SHORT STRATEGY:** This risk is linked to long and/or short positions designed to adjust net market exposure. The fund may suffer high losses if its long and short positions undergo simultaneous unfavourable development in opposite directions. **LIQUIDITY:** Temporary market distortions may have an impact on the pricing conditions under which the Fund might be caused to liquidate, initiate or modify its positions.

The Fund presents a risk of loss of capital.

IMPORTANT LEGAL INFORMATION

Source: Carmignac at 31/01/2025. **This document is intended for professional clients.** Copyright: The data published in this presentation are the exclusive property of their owners, as mentioned on each page. From 01/01/2013 the equity index reference indicators are calculated net dividends reinvested. This document may not be reproduced, in whole or in part, without prior authorisation from the management company. This document does not constitute a subscription offer, nor does it constitute investment advice. Access to the Fund may be subject to restrictions with regard to certain persons or countries. The Fund is not registered in North America, in South America, in Asia nor is it registered in Japan. The Funds are registered in Singapore as restricted foreign scheme (for professional clients only). The Fund has not been registered under the US Securities Act of 1933. The Fund may not be offered or sold, directly or indirectly, for the benefit or on behalf of a U.S. person, according to the definition of the US Regulation S and/or FATCA. The Fund presents a risk of loss of capital. The risks and fees are described in the KID (Key Information Document). The Fund's prospectus, KIDs and annual reports are available at www.carmignac.com, or upon request to the Management Company. The KID must be made available to the subscriber prior to subscription. The Management Company can cease promotion in your country anytime. Investors have access to a summary of their rights in English on the following link at section 5: https://www.carmignac.com/en_US/regulatory-information. - In Switzerland, the Fund's respective prospectuses, KIDs and annual reports are available at www.carmignac.ch, or through our representative in Switzerland, CACEIS (Switzerland) S.A., Route de Signy 35, CH-1260 Nyon. The paying agent is CACEIS Bank, Montrouge, Nyon Branch / Switzerland, Route de Signy 35, 1260 Nyon. - In the United Kingdom, the Funds' respective prospectuses, KIDs and annual reports are available at www.carmignac.co.uk, or upon request to the Management Company, or for the French Funds, at the offices of the Facilities Agent at BNP PARIBAS SECURITIES SERVICES, operating through its branch in London: 55 Moorgate, London EC2R. This material was prepared by Carmignac Gestion, Carmignac Gestion Luxembourg or Carmignac UK Ltd and is being distributed in the UK by Carmignac Gestion Luxembourg. Reference to certain securities and financial instruments is for illustrative purposes to highlight stocks that are or have been included in the portfolios of funds in the Carmignac range. This is not intended to promote direct investment in those instruments, nor does it constitute investment advice. The Management Company is not subject to prohibition on trading in these instruments prior to issuing any communication. The portfolios of Carmignac funds may change without previous notice. The decision to invest in the promoted fund should take into account all its characteristics or objectives as described in its prospectus.

CARMIGNAC GESTION, 24, place Vendôme - F-75001 Paris - Tél : (+33) 01 42 86 53 35

Investment management company approved by the AMF

Public limited company with share capital of € 13,500,000 - RCS Paris B 349 501 676

CARMIGNAC GESTION Luxembourg - City Link - 7, rue de la Chapelle - L-1325 Luxembourg - Tel : (+352) 46 70 60 1

Subsidiary of Carmignac Gestion - Investment fund management company approved by the CSSF

Public limited company with share capital of € 23,000,000 - RCS Luxembourg B 67 549

MARKETING COMMUNICATION

Please refer to the KID/prospectus of the fund before making any final investment decisions. For more information please visit www.carmignac.fr